




# spring cleaning list: **bedroom**




done	to do	assigned to	recommended tools & products	helpful tips & online resources
------	-------	-------------	------------------------------	---------------------------------

<input type="checkbox"/>	<p>Launder or dry-clean winter bedding and store.</p> 	_____	<ul style="list-style-type: none"> <li>❖ <i>Ziploc® Brand Big Bags</i></li> </ul>	<p><i>Ziploc® Brand Big Bags</i> are great for storing soft, off-season items. To minimize storage space, close the seal, leaving about a half inch. Then roll up the bag, expelling extra air. Get as much air out as possible; then close the bag entirely.</p> <p>Check out our article: “Cleaning Techniques for Bedrooms”</p>
--------------------------	---	-------	---	--











<input type="checkbox"/>	<p>Clean window treatments.</p>  	_____	<ul style="list-style-type: none"> <li>❖ Machine washable: Washing machine, color-safe detergent</li> <li>❖ Dry-clean only: Visit your local dry cleaner</li> <li>❖ Blinds: <i>Pledge® Multi-Surface Duster</i></li> </ul>	<p>Weather permitting, dry your curtains outdoors. You’ll save energy and your curtains will smell fresh.</p> <p>Spots on colorfast material can be removed with <i>Shout® Wipes</i>.</p> <p>Check out our article: “The ABCs of Window Treatments”</p>
--------------------------	---	-------	--	---

<input type="checkbox"/>	<p>Wash mirrors and inside of windows.</p>  	_____	<ul style="list-style-type: none"> <li>❖ <i>Windex® Original Glass Cleaner</i></li> <li>❖ <i>Windex® Dry Microfiber Cloth</i></li> </ul>	<p>Check out our article: “Window Cleaning Tips”</p>
--------------------------	--	-------	--	--

<input type="checkbox"/>	<p>Vacuum and wipe walls and ceilings.</p> 	_____	<ul style="list-style-type: none"> <li>❖ Vacuum cleaner with extension attachment, soft cloths (sponge, mild soap and water, if necessary)</li> </ul>	<p>Before washing walls, determine water resistance of all paint and wall coverings. Latex and oil-based paints are generally safe to wash. If your walls have a rough texture, use old nylon stockings instead of a sponge that could tear.</p> <p>Check out our article: “Cleaning Hard-to-Reach Spaces”</p>
--------------------------	--	-------	---	--

# spring cleaning list: **bedroom**



done	to do	assigned to	recommended tools & products	helpful tips & online resources
<input type="checkbox"/>	<p>Shampoo or steam-clean wall-to-wall carpets, area rugs and upholstery.</p> <p> </p>	_____	<ul style="list-style-type: none"> <li>❖ Steam cleaner, water, cleaning solution</li> </ul>	<p>If you have carpets, plus children and/or pets, you may want to invest in a home steam cleaner for more frequent cleanings. Otherwise, it's easy to rent a steam cleaner—check your local telephone directory.</p>
<input type="checkbox"/>	<p>Clean shelves.</p> <p> </p>	_____	<ul style="list-style-type: none"> <li>❖ <i>Pledge® Multi-Surface Duster</i></li> </ul>	<p>Take books and accessories off shelves. Dust all surfaces.</p> <p>Check out our articles:                      “Dust Mites &amp; Allergies”                      “Cleaning Hard-to-Reach Spaces”</p>
<input type="checkbox"/>	<p>Shine and protect wood furniture.</p> <p> </p>	_____	<ul style="list-style-type: none"> <li>❖ Soft cloths</li> <li>❖ <i>Pledge® Natural Beauty Spray</i></li> <li>❖ <i>Pledge® Clean &amp; Dust Wipes</i></li> </ul>	<p>You may want to consider <i>Pledge® Extra Moisturizing Furniture Polish</i> to protect your wood furniture from harsh winter conditions that could cause it to dry out and crack.</p>
<input type="checkbox"/>	<p>Reorganize closets. Store winter clothes and replace with warm-weather clothes.</p> <p> </p>	_____	<ul style="list-style-type: none"> <li>❖ <i>Ziploc® Brand Big Bags</i></li> </ul>	<p>Check out our articles:                      “Closet Cases”                      “Clean Up Your Kid’s Clutter”</p>
<input type="checkbox"/>	<p>Toss or give away unwanted items: books, toys, games, electronics, etc.</p> <p> </p>	_____	<ul style="list-style-type: none"> <li>❖ Trash bags</li> <li>❖ Storage boxes</li> </ul>	<p>Consider donating items to a shelter, hospital or church. Bring your kids along—They may feel better about giving away beloved toys and games if they see how much those items will be appreciated by other children.</p>