


spring cleaning list: outdoors






done	to do	assigned to	recommended tools & products	helpful tips & online resources
------	-------	-------------	------------------------------	---------------------------------



<input type="checkbox"/>	Remove, wash and store storm windows. 	_____	<ul style="list-style-type: none"> ❖ <i>Windex® Original Glass Cleaner</i> ❖ <i>Windex® Dry Microfiber Cloth</i> 	Check out our article: "Window Cleaning Tips"
--------------------------	--	-------	--	---

<input type="checkbox"/>	Wash outside of windows and rinse removable window screens. 	_____	<ul style="list-style-type: none"> ❖ Garden hose ❖ <i>Windex® Outdoor Window & Surface Cleaner</i> 	Check out our article: "7 Spring Must-Dos"
--------------------------	--	-------	--	--

<input type="checkbox"/>	Scrub porch ceilings, floors, and walls. 	_____	<ul style="list-style-type: none"> ❖ Scrub brush, mop, bucket, detergent 	
--------------------------	---	-------	---	--

<input type="checkbox"/>	Replace broken bricks or flagstones.  	_____	<ul style="list-style-type: none"> ❖ Shovel, wheelbarrow, broom, hammer, rubber mallet, tape measure, brick saw (available to rent), levels, bricks or pavers, sand 	Depending on how extensive your repairs are, you may want to hire a professional. Ask at your local home and garden store about renting specialized equipment.
--------------------------	---	-------	--	--

<input type="checkbox"/>	Scrub outdoor furniture, umbrellas and awnings.  	_____	<ul style="list-style-type: none"> ❖ Garden hose ❖ Scrub brush ❖ <i>Antibacterial fantastik® All Purpose Heavy Duty Cleaner</i> 	Check out our article: "Patio Cleanup"
--------------------------	--	-------	--	--

<input type="checkbox"/>	Clean gutters & rainspouts.  	_____	<ul style="list-style-type: none"> ❖ Ladder, work gloves, gutter scoop, garden hose, rake, lawn bags 	Check out our article: "6 Fall Must-Do Tune-Ups"
--------------------------	--	-------	---	--

spring cleaning list: outdoors



done	to do	assigned to	recommended tools & products	helpful tips & online resources
<input type="checkbox"/>	<p>Clean garage. Dispose of unwanted items and organize “keepers.”</p> <p> </p>	_____	<ul style="list-style-type: none"> ❖ Trash bags ❖ Ziploc® Brand Twist 'n Loc® Containers 	Organize smaller items like nails and screws that you want to keep in Ziploc® Brand Twist 'n Loc® Containers.
<input type="checkbox"/>	<p>Service and store snow blowers and winter sports equipment.</p> <p> </p>	_____	<ul style="list-style-type: none"> ❖ Consult your owner’s manuals or small-engine repair shop. 	Ziploc® Brand Big Bags are great for storing sports equipment, in addition to snowsuits, boots, hats and gloves.
<input type="checkbox"/>	<p>Sweep and wash garage floor.</p> <p> </p>	_____	<ul style="list-style-type: none"> ❖ Broom, hose or power washer 	
<input type="checkbox"/>	<p>Check outdoor lighting and sprinkler system for repair.</p> <p></p>	_____	<ul style="list-style-type: none"> ❖ Consult your owner’s manuals. 	Most home improvement stores now sell a variety of energy-efficient, solar-powered outdoor lighting. Check it out and see if it’s right for you.
<input type="checkbox"/>	<p>Trim and remove dead tree limbs.</p> <p></p>	_____	<ul style="list-style-type: none"> ❖ Work gloves, tree saw 	While you can remove dead branches that have fallen to the ground, let a professional remove branches on the tree. He or she can see damage you might not notice.



professional



adult



child

Some cleaning products should be kept out of reach of children. Check all labels. Supervise all children as appropriate for their age.